

Signify Classified - Internal
Cooper Lighting Solutions Photometric Lab
1121 Highway 74 South
Peachtree City, GA 30269



Scaled data based on original data using
LM-79-08 Approved Method: Electrical and Photometric Measurements of Solid-
State Lighting Products

Test Report Prepared for
Cooper Lighting Solutions
(formerly Eaton)

Brand: STREETWORKS

Report Number: P868143

Luminaire Tested: **MEM2-HSN-SA-40-730-U-T4W-HSS**

Issue Date: 08/21/2024



Test Information

Test Method: LM-79-08
Report Number: P868143
Test Lab: INNOVATION CENTER(G3)
Issue Date: 08/21/2024
Manufacturer: COOPER LIGHTING SOLUTIONS (FORMERLY EATON)
Product Line: STREETWORKS
Catalog Number: MEM2-HSN-SA-40-730-U-T4W-HSS
Description: EPIC MODERN SHORT HOUSING DISCRETE LED ARRAYS 40W 70CRI 3000K
FIXTURE w/ TYPE IV WIDE DISTRIBUTION OPTIC AND HOUSE SIDE SHIELD
Light Source: (10) 3000K CCT, 70 CRI LEDS
Ballast/Driver: ELECTRONIC DRIVER

Summary

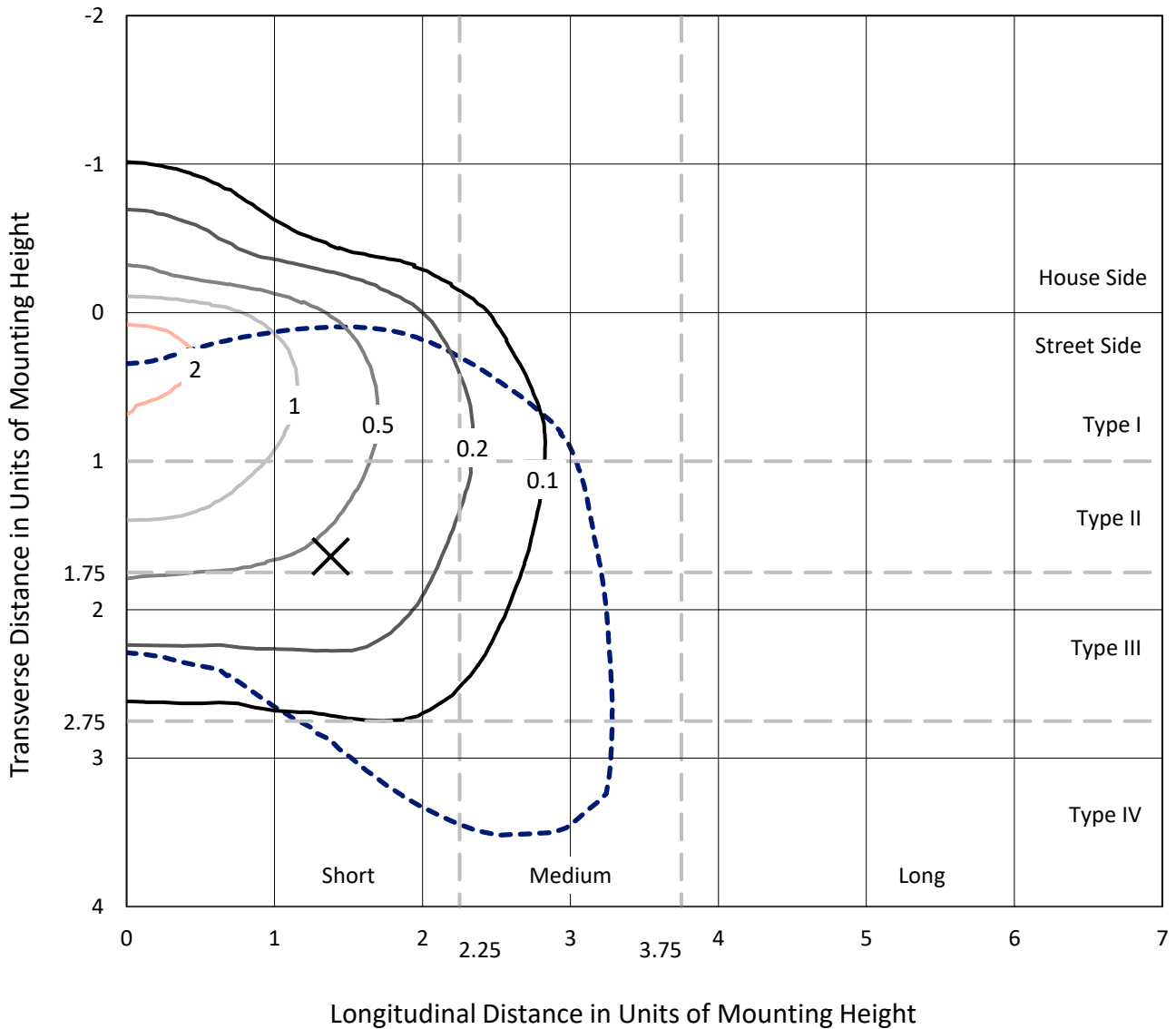
Lumens per Lamp: N/A
Luminaire Lumens: 4172.9 lumens
Efficiency: N/A
Efficacy: 94.8 lumens/watt
Luminous Opening: Rectangular (W 0.33' x L: 0.33' x H: 0')
IES Classification: Type IV - Short
BUG Rating: B1 - U0 - G1

Input Watts (W): 44
Input Voltage (V): 120
Input Current (A_{in}): NR
Voltage Rise (V): NR
Power Factor: 0.99
Total Harmonic Distortion (THDi): 6.91%
Frequency (hertz): 60
Stabilization Time: NR
Operation Time: NR
Ambient Temperature (°C): NR
Test Distance: 24 FT

REPORT NUMBER: P868143
 CATALOG NUMBER: MEM2-HSN-SA-40-730-U-T4W-HSS

Iso-Footcandle Lines of Horizontal Illumination

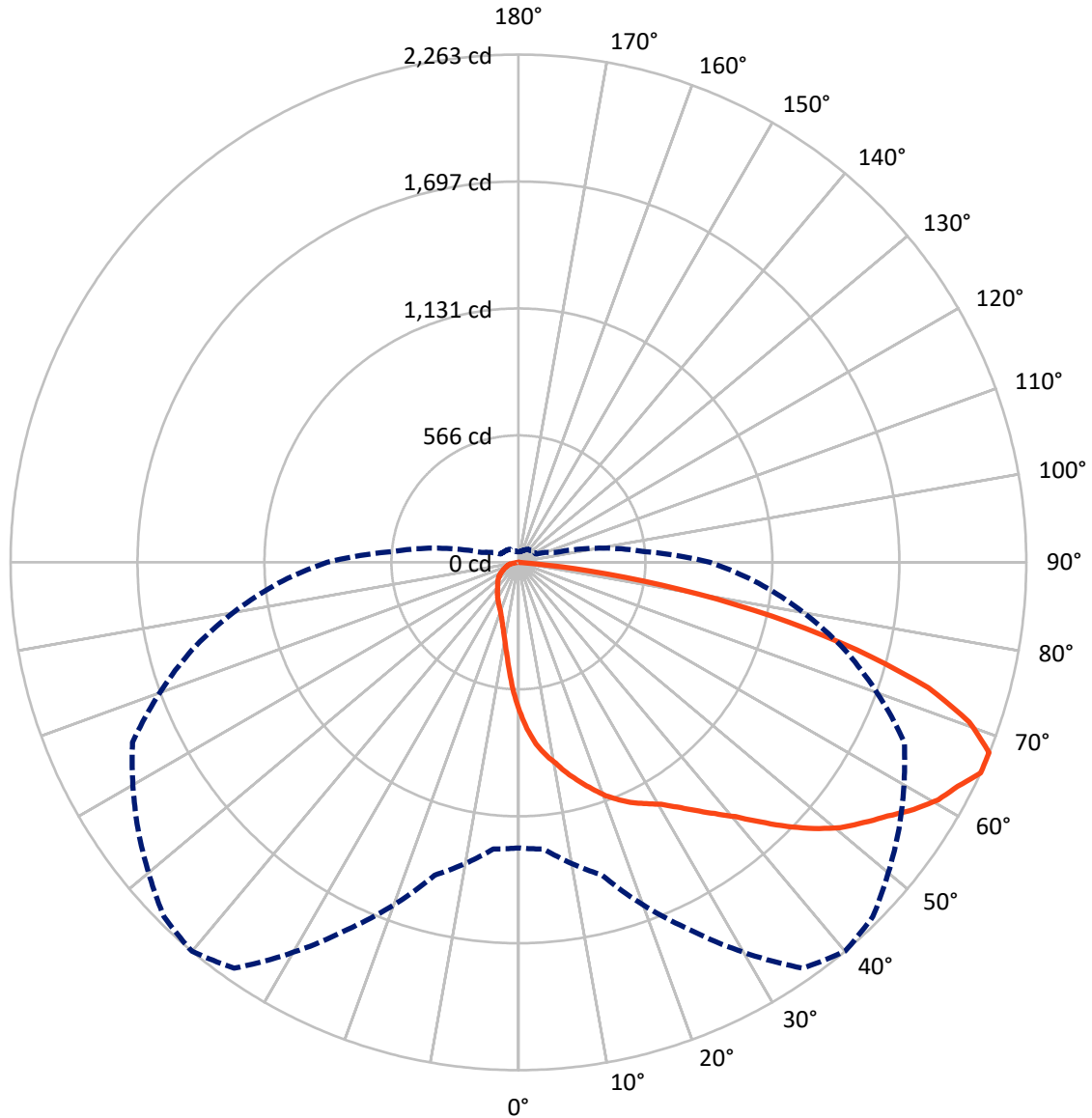
× Max cd
 - - - 1/2 Max cd



Based on 20 foot mounting height. Maximum calculated value = 2.4 fc
 Type IV - Short - N/A

REPORT NUMBER: P868143
CATALOG NUMBER: MEM2-HSN-SA-40-730-U-T4W-HSS

Luminous Intensity Polar Plot



— Vertical Plane Through 40-Deg Lateral - - - Horizontal Cone Through 65-Deg Vertical

REPORT NUMBER: P868143

CATALOG NUMBER: MEM2-HSN-SA-40-730-U-T4W-HSS

FLUX DISTRIBUTION:

		Downward	Upward	Total
House Side	Lumens	499.6	0.0	499.6
	% Fixture	12.0	0.0	12.0
Street Side	Lumens	3673.3	0.0	3673.3
	% Fixture	88.0	0.0	88.0
Total	Lumens	4172.9	0.0	4172.9
	% Fixture	100.0	0.0	100.0

ZONAL LUMENS:

Zone	Lumens	% Fixture
0°-10°	62.1	1.5
10°-20°	186.7	4.5
20°-30°	321.2	7.7
30°-40°	485.5	11.6
40°-50°	709.9	17.0
50°-60°	906.7	21.7
60°-70°	904.9	21.7
70°-80°	530.6	12.7
80°-90°	65.4	1.6
90°-100°	0.0	0.0
100°-110°	0.0	0.0
110°-120°	0.0	0.0
120°-130°	0.0	0.0
130°-140°	0.0	0.0
140°-150°	0.0	0.0
150°-160°	0.0	0.0
160°-170°	0.0	0.0
170°-180°	0.0	0.0
0°-90°	4172.9	100.0
0°-180°	4172.9	100.0

Coefficient of Utilization



REPORT NUMBER: P868143

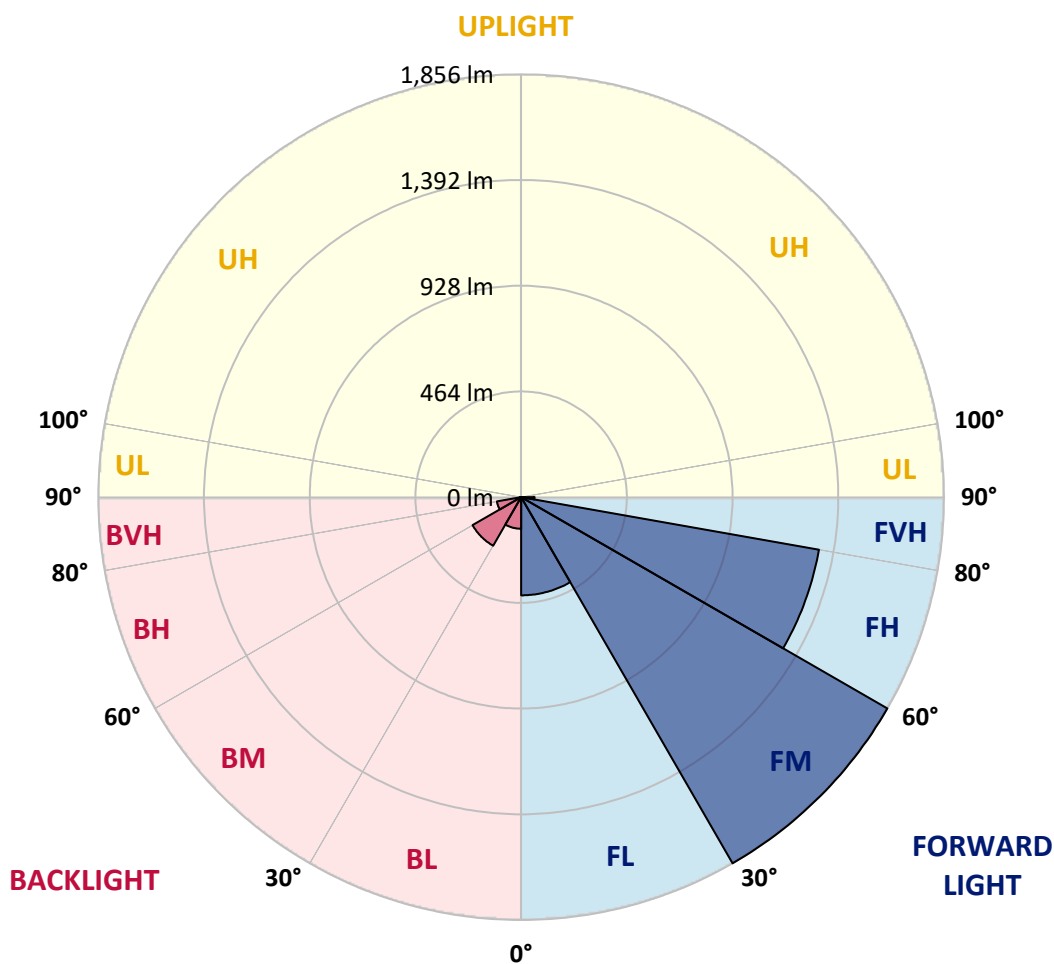
CATALOG NUMBER: MEM2-HSN-SA-40-730-U-T4W-HSS

LUMINAIRE CLASSIFICATION SYSTEM LUMEN TABLE AND BUG RATING:

Zone		Lumens	% Fixture	Zone Rating/Lumen Limit		
				B	U	G
FL	(0°-30°)	431.0	10.3			
FM	(30°-60°)	1855.9	44.5			
FH	(60°-80°)	1327.3	31.8			G1/1800
FVH	(80°-90°)	59.1	1.4			G1/100
BL	(0°-30°)	139.0	3.3	B1/500		
BM	(30°-60°)	246.2	5.9	B1/1000		
BH	(60°-80°)	108.2	2.6	B0/110		G0/110
BVH	(80°-90°)	6.3	0.2			G0/10
UL	(90°-100°)	0.0	0.0		U0/0	
UH	(100°-180°)	0.0	0.0		U0/0	

BUG Rating: B1-U0-G1

Type IV Short





REPORT NUMBER: P868143

CATALOG NUMBER: MEM2-HSN-SA-40-730-U-T4W-HSS

CANDELA DISTRIBUTION (FULL):

	0°	5°	15°	25°	35°	40°	45°	55°	65°	75°	85°
0°	663.3	663.3	663.3	663.3	663.3	663.3	663.3	663.3	663.3	663.3	663.3
2.5°	773.9	770.3	763.3	757.4	749.2	742.1	735.1	722.1	705.6	691.5	673.9
5°	850.3	844.4	839.7	832.7	818.6	812.7	808.0	780.9	752.7	723.3	684.5
7.5°	904.4	909.1	899.7	889.1	871.5	864.4	857.4	830.3	795.0	752.7	697.4
10°	966.7	967.9	956.2	943.2	924.4	910.3	900.9	867.9	829.1	782.1	711.5
12.5°	1026.7	1026.7	1019.7	1000.8	976.1	963.2	946.7	909.1	862.1	806.8	728.0
15°	1074.9	1077.3	1071.4	1057.3	1030.2	1012.6	996.1	952.6	892.6	835.0	740.9
17.5°	1118.5	1117.3	1113.7	1100.8	1074.9	1060.8	1044.4	996.1	927.9	857.4	760.9
20°	1147.9	1147.9	1146.7	1139.6	1120.8	1110.2	1090.2	1039.7	966.7	890.3	782.1
22.5°	1170.2	1169.0	1169.0	1170.2	1159.6	1149.0	1140.8	1090.2	1006.7	918.5	803.3
25°	1189.0	1187.8	1191.4	1193.7	1189.0	1186.7	1177.3	1138.4	1056.1	951.5	824.4
27.5°	1213.7	1217.2	1216.1	1216.1	1214.9	1217.2	1216.1	1183.1	1104.3	986.7	846.8
30°	1252.5	1258.4	1254.9	1250.2	1250.2	1251.4	1257.2	1236.1	1160.8	1030.2	871.5
32.5°	1343.1	1337.2	1312.5	1296.0	1298.4	1299.6	1305.5	1293.7	1217.2	1079.6	897.4
35°	1446.6	1439.5	1412.5	1374.8	1361.9	1357.2	1356.0	1349.0	1278.4	1132.6	927.9
37.5°	1580.7	1583.0	1543.0	1488.9	1450.1	1420.7	1414.8	1399.5	1331.3	1180.8	959.7
40°	1717.1	1707.7	1673.6	1620.6	1544.2	1490.1	1472.5	1451.3	1391.3	1231.4	990.3
42.5°	1848.8	1831.2	1786.5	1728.8	1639.5	1580.7	1540.7	1513.6	1446.6	1286.6	1019.7
45°	2020.5	1969.9	1890.0	1838.2	1726.5	1678.3	1641.8	1581.8	1512.4	1341.9	1054.9
47.5°	2155.8	2058.1	1985.2	1962.9	1817.0	1772.4	1739.4	1655.9	1579.5	1404.2	1091.4
50°	2131.1	2071.1	2053.4	2033.4	1885.3	1858.2	1827.6	1740.6	1647.7	1470.1	1126.7
52.5°	2067.6	2074.6	2097.0	2062.8	1945.2	1926.4	1906.4	1831.2	1715.9	1524.2	1158.4
55°	2017.0	2031.1	2091.1	2080.5	2017.0	1995.8	1981.7	1920.5	1781.8	1573.6	1185.5
57.5°	1925.2	1913.5	1988.8	2111.1	2093.4	2077.0	2062.8	2014.6	1848.8	1608.9	1203.1
60°	1780.6	1737.1	1838.2	2073.4	2146.3	2148.7	2140.5	2085.2	1902.9	1608.9	1193.7
62.5°	1577.1	1536.0	1660.6	1947.6	2174.6	2196.9	2192.2	2109.9	1926.4	1573.6	1157.3
65°	1272.5	1281.9	1443.1	1805.3	2207.5	2262.8	2233.4	2069.9	1897.0	1505.4	1074.9
67.5°	1016.1	1044.4	1189.0	1620.6	2192.2	2261.6	2220.4	1957.0	1771.2	1410.1	949.1
70°	802.1	820.9	940.9	1371.3	2058.1	2131.1	2079.3	1784.1	1558.3	1263.1	789.2
72.5°	626.9	644.5	746.8	1097.3	1825.3	1910.0	1845.3	1551.3	1292.5	1071.4	626.9
75°	476.3	489.3	565.7	845.6	1453.6	1559.5	1512.4	1241.9	1009.1	848.0	479.8
77.5°	307.0	324.6	410.5	592.7	1026.7	1153.7	1159.6	927.9	725.6	612.7	352.8
80°	203.5	210.5	263.4	385.8	631.6	730.3	764.5	626.9	463.4	390.5	254.0
82.5°	84.7	94.1	125.8	194.1	316.4	317.5	363.4	264.6	188.2	165.8	107.0
85°	2.4	4.7	3.5	9.4	8.2	12.9	15.3	21.2	15.3	16.5	16.5
87.5°	0.0	0.0	1.2	1.2	2.4	2.4	2.4	2.4	2.4	3.5	2.4
90°	0.0	0.0	0.0	0.0	0.0	0.0	0.0	0.0	0.0	0.0	0.0



REPORT NUMBER: P868143

CATALOG NUMBER: MEM2-HSN-SA-40-730-U-T4W-HSS

CANDELA DISTRIBUTION (continued):

	90°	95°	105°	115°	125°	135°	145°	155°	165°	175°	180°
0°	663.3	663.3	663.3	663.3	663.3	663.3	663.3	663.3	663.3	663.3	663.3
2.5°	665.7	655.1	633.9	617.4	599.8	586.9	575.1	562.2	553.9	555.1	546.9
5°	665.7	645.7	603.3	565.7	531.6	506.9	479.8	458.7	443.4	441.0	448.1
7.5°	669.2	636.3	572.8	516.3	469.3	430.4	402.2	381.1	370.5	363.4	362.2
10°	672.7	629.2	544.5	472.8	414.0	371.6	346.9	323.4	311.7	310.5	307.0
12.5°	675.1	621.0	518.7	429.3	368.1	328.1	303.4	284.6	275.2	275.2	274.0
15°	683.3	618.6	491.6	396.3	332.8	294.0	272.9	257.6	251.7	248.2	247.0
17.5°	690.4	613.9	468.1	363.4	301.1	267.0	247.0	236.4	230.5	228.2	227.0
20°	700.9	611.6	445.7	336.4	277.6	244.6	229.3	219.9	216.4	214.0	214.0
22.5°	711.5	609.2	423.4	312.8	257.6	228.2	214.0	205.8	202.3	201.1	199.9
25°	724.5	608.0	404.6	292.8	239.9	215.2	202.3	195.2	190.5	188.2	188.2
27.5°	737.4	609.2	385.8	272.9	224.6	203.5	190.5	182.3	178.8	174.1	175.2
30°	755.0	610.4	370.5	256.4	211.7	191.7	179.9	169.4	164.7	162.3	162.3
32.5°	772.7	615.1	355.2	241.1	198.8	182.3	168.2	158.8	152.9	151.7	150.5
35°	791.5	618.6	341.1	228.2	188.2	171.7	157.6	148.2	143.5	142.3	142.3
37.5°	812.7	624.5	330.5	216.4	177.6	161.1	148.2	138.8	135.2	134.1	134.1
40°	835.0	633.9	322.2	205.8	169.4	151.7	140.0	131.7	129.4	128.2	128.2
42.5°	857.4	642.1	315.2	197.6	161.1	143.5	134.1	125.8	122.3	122.3	122.3
45°	878.5	648.0	308.1	189.3	152.9	137.6	127.0	120.0	116.4	116.4	116.4
47.5°	897.4	653.9	297.5	181.1	144.7	129.4	121.1	114.1	110.6	110.6	110.6
50°	917.3	657.4	285.8	170.5	136.4	123.5	115.3	107.0	104.7	103.5	103.5
52.5°	933.8	657.4	270.5	159.9	127.0	115.3	108.2	101.1	97.6	95.3	95.3
55°	945.6	657.4	254.0	147.0	117.6	108.2	101.1	94.1	89.4	85.9	85.9
57.5°	952.6	653.9	235.2	131.7	108.2	98.8	94.1	85.9	76.4	69.4	67.0
60°	946.7	643.3	215.2	115.3	97.6	90.6	87.0	76.4	63.5	60.0	60.0
62.5°	922.0	618.6	195.2	101.1	89.4	82.3	78.8	67.0	57.6	54.1	54.1
65°	852.7	558.6	170.5	88.2	80.0	75.3	70.6	60.0	51.7	47.0	47.0
67.5°	751.5	482.2	142.3	77.6	71.7	68.2	64.7	54.1	45.9	41.2	41.2
70°	609.2	389.3	121.1	68.2	63.5	61.2	57.6	49.4	40.0	36.5	36.5
72.5°	478.7	305.8	101.1	61.2	58.8	54.1	51.7	43.5	36.5	32.9	32.9
75°	356.4	228.2	89.4	54.1	54.1	48.2	47.0	38.8	31.8	29.4	29.4
77.5°	262.3	169.4	77.6	47.0	47.0	42.3	40.0	34.1	29.4	27.0	27.0
80°	177.6	115.3	57.6	35.3	35.3	34.1	31.8	29.4	24.7	22.3	21.2
82.5°	75.3	48.2	28.2	17.6	16.5	12.9	10.6	8.2	8.2	7.1	7.1
85°	12.9	5.9	5.9	4.7	3.5	3.5	3.5	2.4	2.4	2.4	2.4
87.5°	2.4	2.4	2.4	2.4	2.4	2.4	1.2	1.2	1.2	1.2	1.2
90°	0.0	0.0	0.0	0.0	0.0	0.0	0.0	0.0	0.0	0.0	0.0

Cooper Lighting Solutions Photometric Lab
1121 Highway 74 South
Peachtree City, GA 30269



LM-79-2019: Approved Method: Electrical and Photometric Measurements of Solid-State Lighting Products

Report Prepared for

Cooper Lighting Solutions

Streetworks

Report Number: SP1-2407-157-4

Test Date: 08/07/2024

Luminaire Tested: MEM2-HTN-SA-30-730-U-5WQ-2

Data in this report applies to families of products including MEM2-HTN-SA-30-730-U-5WQ-2

Test Information

Test Method: LM-79-2019
 Report Number: SP1-2407-157-4
 Test Lab: COOPER LIGHTING SOLUTIONS
 Photometer: SP1 - 76IN SPHERE
 Measurement Geometry: 4π
 Issue Date: 08/20/2024
 Manufacturer: COOPER LIGHTING SOLUTIONS
 Product Line: Streetworks
 Catalog Number: **MEM2-HTN-SA-30-730-U-5WQ-2**
 Description: Epic Modern Light Square 30W 5WQ Optic and Flare Trim

Spectral Parameters

CCT (K): 3057
 CIE u': 0.2487
 CIE v': 0.5199
 Duv: -0.0002
 CIE x: 0.4326
 CIE y: 0.4020
 CIE z: 0.1654
 Peak Wavelength (nm): 593
 Dominant Wavelength (nm): 582
 Purity: 50.50735
 Rf: 74.6
 Rg: 94

CRI (Ra):	71.7		
R1:	68.1	R9:	-34.8
R2:	82.0	R10:	58.5
R3:	93.5	R11:	62.5
R4:	67.5	R12:	47.5
R5:	67.2	R13:	70.7
R6:	74.9	R14:	96.4
R7:	77.4	R15:	60.0
R8:	43.1		



Test Conditions

Stabilization Time: 21M
 Operation Time: 1H 21M
 Sphere Temperature (°C): 24.2

REPORT NUMBER: SP1-2407-157-4

Measurement and Test Equipment			
Instrument	Identification Number	Calibration Date	Calibration Due Date
Photometer	IN0058	6/18/2024	12/18/2024
Power Meter	INXT2011004	2/8/2024	2/8/2025
AC Power Source	IN0063	10/24/2023	10/24/2024
DC Power Source	IN0208	10/24/2023	10/24/2024
Sphere Thermometer	IN0085	10/24/2023	10/24/2024
Room Thermometer	IN0046	10/24/2023	10/24/2024

REPORT NUMBER: SP1-2407-157-4

CIE 1931 Chromaticity Diagram



CIE 1931 Chromaticity Diagram with 2017 ANSI 7-Step and 4-Step Quadrangles



Point lies inside the ANSI 3000K 4-step quadrangle

REPORT NUMBER: SP1-2407-157-4

Photopic Flux vs. Wavelength



Photopic Lumens: NR

λ (nm)	Power W [^] /nm	Lumens (ϕ /nm)	λ (nm)	Power W [^] /nm	Lumens (ϕ /nm)	λ (nm)	Power W [^] /nm	Lumens (ϕ /nm)	λ (nm)	Power W [^] /nm	Lumens (ϕ /nm)	λ (nm)	Power W [^] /nm	Lumens (ϕ /nm)
360	0	NR	490	104	NR	620	818	NR	750	20	NR	880	1	NR
365	0	NR	495	135	NR	625	755	NR	755	17	NR	885	0	NR
370	0	NR	500	184	NR	630	691	NR	760	15	NR	890	0	NR
375	0	NR	505	247	NR	635	625	NR	765	13	NR	895	0	NR
380	0	NR	510	309	NR	640	561	NR	770	11	NR	900	0	NR
385	0	NR	515	369	NR	645	499	NR	775	9	NR	905	0	NR
390	0	NR	520	419	NR	650	441	NR	780	8	NR	910	0	NR
395	0	NR	525	460	NR	655	388	NR	785	7	NR	915	0	NR
400	1	NR	530	492	NR	660	338	NR	790	6	NR	920	0	NR
405	3	NR	535	524	NR	665	294	NR	795	5	NR	925	0	NR
410	7	NR	540	553	NR	670	253	NR	800	4	NR	930	0	NR
415	15	NR	545	588	NR	675	218	NR	805	4	NR	935	0	NR
420	31	NR	550	625	NR	680	188	NR	810	3	NR	940	0	NR
425	60	NR	555	670	NR	685	161	NR	815	3	NR	945	0	NR
430	107	NR	560	723	NR	690	139	NR	820	3	NR	950	0	NR
435	183	NR	565	780	NR	695	118	NR	825	2	NR	955	0	NR
440	289	NR	570	837	NR	700	100	NR	830	2	NR	960	0	NR
445	460	NR	575	894	NR	705	85	NR	835	2	NR	965	0	NR
450	646	NR	580	942	NR	710	73	NR	840	1	NR	970	0	NR
455	561	NR	585	976	NR	715	62	NR	845	1	NR	975	0	NR
460	331	NR	590	998	NR	720	53	NR	850	1	NR	980	0	NR
465	238	NR	595	1000	NR	725	45	NR	855	1	NR	985	0	NR
470	178	NR	600	990	NR	730	39	NR	860	1	NR	990	0	NR
475	120	NR	605	962	NR	735	33	NR	865	1	NR	995	0	NR
480	96	NR	610	925	NR	740	28	NR	870	1	NR	1000	0	NR
485	95	NR	615	873	NR	745	24	NR	875	1	NR			

REPORT NUMBER: SP1-2407-157-4

Scotopic Flux vs. Wavelength



Scotopic Lumens: NR

S/P: 1.23

λ (nm)	Power W [^] /nm	Lumens (ϕ /nm)	λ (nm)	Power W [^] /nm	Lumens (ϕ /nm)	λ (nm)	Power W [^] /nm	Lumens (ϕ /nm)	λ (nm)	Power W [^] /nm	Lumens (ϕ /nm)	λ (nm)	Power W [^] /nm	Lumens (ϕ /nm)
360	0	NR	490	104	NR	620	818	NR	750	20	NR	880	1	NR
365	0	NR	495	135	NR	625	755	NR	755	17	NR	885	0	NR
370	0	NR	500	184	NR	630	691	NR	760	15	NR	890	0	NR
375	0	NR	505	247	NR	635	625	NR	765	13	NR	895	0	NR
380	0	NR	510	309	NR	640	561	NR	770	11	NR	900	0	NR
385	0	NR	515	369	NR	645	499	NR	775	9	NR	905	0	NR
390	0	NR	520	419	NR	650	441	NR	780	8	NR	910	0	NR
395	0	NR	525	460	NR	655	388	NR	785	7	NR	915	0	NR
400	1	NR	530	492	NR	660	338	NR	790	6	NR	920	0	NR
405	3	NR	535	524	NR	665	294	NR	795	5	NR	925	0	NR
410	7	NR	540	553	NR	670	253	NR	800	4	NR	930	0	NR
415	15	NR	545	588	NR	675	218	NR	805	4	NR	935	0	NR
420	31	NR	550	625	NR	680	188	NR	810	3	NR	940	0	NR
425	60	NR	555	670	NR	685	161	NR	815	3	NR	945	0	NR
430	107	NR	560	723	NR	690	139	NR	820	3	NR	950	0	NR
435	183	NR	565	780	NR	695	118	NR	825	2	NR	955	0	NR
440	289	NR	570	837	NR	700	100	NR	830	2	NR	960	0	NR
445	460	NR	575	894	NR	705	85	NR	835	2	NR	965	0	NR
450	646	NR	580	942	NR	710	73	NR	840	1	NR	970	0	NR
455	561	NR	585	976	NR	715	62	NR	845	1	NR	975	0	NR
460	331	NR	590	998	NR	720	53	NR	850	1	NR	980	0	NR
465	238	NR	595	1000	NR	725	45	NR	855	1	NR	985	0	NR
470	178	NR	600	990	NR	730	39	NR	860	1	NR	990	0	NR
475	120	NR	605	962	NR	735	33	NR	865	1	NR	995	0	NR
480	96	NR	610	925	NR	740	28	NR	870	1	NR	1000	0	NR
485	95	NR	615	873	NR	745	24	NR	875	1	NR			

REPORT NUMBER: SP1-2407-157-4

Melanopic Flux vs. Wavelength



Melanopic Lumens: NR

M/P: 2.27

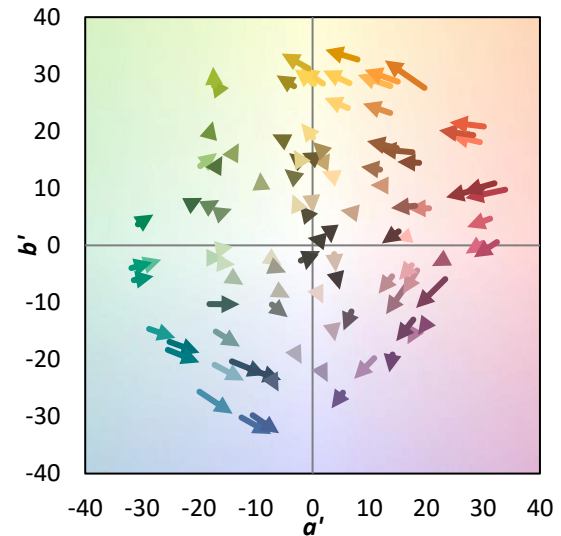
λ (nm)	Power W [^] /nm	Lumens (φ/nm)	λ (nm)	Power W [^] /nm	Lumens (φ/nm)	λ (nm)	Power W [^] /nm	Lumens (φ/nm)	λ (nm)	Power W [^] /nm	Lumens (φ/nm)	λ (nm)	Power W [^] /nm	Lumens (φ/nm)
360	0	NR	490	104	NR	620	818	NR	750	20	NR	880	1	NR
365	0	NR	495	135	NR	625	755	NR	755	17	NR	885	0	NR
370	0	NR	500	184	NR	630	691	NR	760	15	NR	890	0	NR
375	0	NR	505	247	NR	635	625	NR	765	13	NR	895	0	NR
380	0	NR	510	309	NR	640	561	NR	770	11	NR	900	0	NR
385	0	NR	515	369	NR	645	499	NR	775	9	NR	905	0	NR
390	0	NR	520	419	NR	650	441	NR	780	8	NR	910	0	NR
395	0	NR	525	460	NR	655	388	NR	785	7	NR	915	0	NR
400	1	NR	530	492	NR	660	338	NR	790	6	NR	920	0	NR
405	3	NR	535	524	NR	665	294	NR	795	5	NR	925	0	NR
410	7	NR	540	553	NR	670	253	NR	800	4	NR	930	0	NR
415	15	NR	545	588	NR	675	218	NR	805	4	NR	935	0	NR
420	31	NR	550	625	NR	680	188	NR	810	3	NR	940	0	NR
425	60	NR	555	670	NR	685	161	NR	815	3	NR	945	0	NR
430	107	NR	560	723	NR	690	139	NR	820	3	NR	950	0	NR
435	183	NR	565	780	NR	695	118	NR	825	2	NR	955	0	NR
440	289	NR	570	837	NR	700	100	NR	830	2	NR	960	0	NR
445	460	NR	575	894	NR	705	85	NR	835	2	NR	965	0	NR
450	646	NR	580	942	NR	710	73	NR	840	1	NR	970	0	NR
455	561	NR	585	976	NR	715	62	NR	845	1	NR	975	0	NR
460	331	NR	590	998	NR	720	53	NR	850	1	NR	980	0	NR
465	238	NR	595	1000	NR	725	45	NR	855	1	NR	985	0	NR
470	178	NR	600	990	NR	730	39	NR	860	1	NR	990	0	NR
475	120	NR	605	962	NR	735	33	NR	865	1	NR	995	0	NR
480	96	NR	610	925	NR	740	28	NR	870	1	NR	1000	0	NR
485	95	NR	615	873	NR	745	24	NR	875	1	NR			

Summary

$R_f = 74.6$
 $R_g = 94$
 $CIE R_a = 71.7$
 $R_9 = -34.8$



Color Vector Graphics



Individual Sample Fidelity Index ($R_{f,i}$)

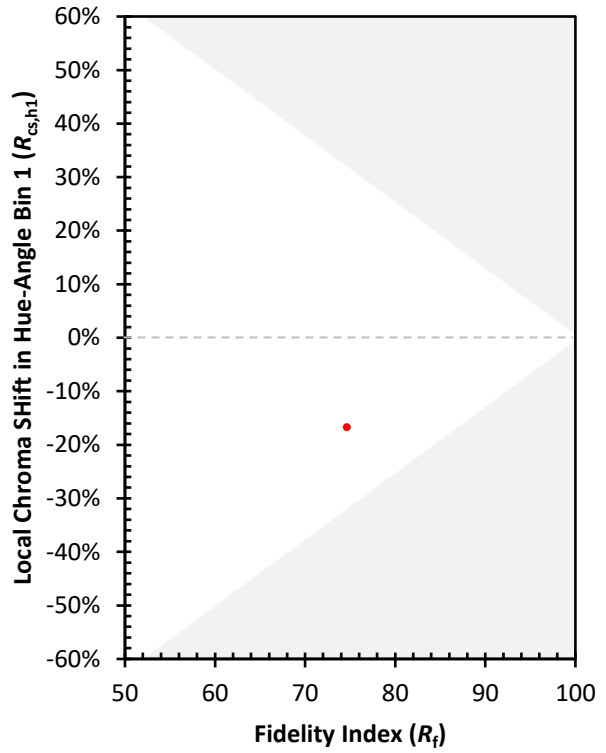
CES01 = 86	CES26 = 65	CES51 = 87	CES76 = 58
CES02 = 62	CES27 = 89	CES52 = 85	CES77 = 76
CES03 = 31	CES28 = 84	CES53 = 77	CES78 = 61
CES04 = 71	CES29 = 68	CES54 = 85	CES79 = 86
CES05 = 49	CES30 = 83	CES55 = 84	CES80 = 83
CES06 = 51	CES31 = 71	CES56 = 74	CES81 = 73
CES07 = 41	CES32 = 64	CES57 = 74	CES82 = 93
CES08 = 40	CES33 = 78	CES58 = 75	CES83 = 91
CES09 = 29	CES34 = 75	CES59 = 85	CES84 = 88
CES10 = 76	CES35 = 87	CES60 = 90	CES85 = 75
CES11 = 59	CES36 = 92	CES61 = 81	CES86 = 64
CES12 = 65	CES37 = 84	CES62 = 89	CES87 = 77
CES13 = 43	CES38 = 92	CES63 = 75	CES88 = 80
CES14 = 74	CES39 = 96	CES64 = 65	CES89 = 67
CES15 = 71	CES40 = 92	CES65 = 64	CES90 = 80
CES16 = 47	CES41 = 93	CES66 = 60	CES91 = 78
CES17 = 50	CES42 = 86	CES67 = 58	CES92 = 56
CES18 = 56	CES43 = 77	CES68 = 66	CES93 = 73
CES19 = 73	CES44 = 99	CES69 = 75	CES94 = 49
CES20 = 66	CES45 = 85	CES70 = 60	CES95 = 66
CES21 = 87	CES46 = 81	CES71 = 56	CES96 = 76
CES22 = 79	CES47 = 86	CES72 = 85	CES97 = 82
CES23 = 92	CES48 = 75	CES73 = 52	CES98 = 76
CES24 = 91	CES49 = 79	CES74 = 95	CES99 = 64
CES25 = 73	CES50 = 86	CES75 = 60	



Color Rendition by Hue-Angle Bin



Measure Comparisons



(END OF REPORT)